



DISTRICT HEATING

# Coreline

Product presentation  
District heating

Danish Manufacturer  
High-quality and engineering



# CONTENT

- 3** We live for valves
- 5** Supplier to the district heating sector
- 6** Ball valves
- 10** V-Balls
- 11** Butterfly valves
- 14** Actuators
- 17** Electric Actuators
- 19** Check valves and strainers
- 21** Special Solutions



# WE LIVE FOR VALVES

Coreline is a different player in the Danish market. We don't just sell valves and ball valves. We also design, develop, and manufacture ball valves, butterfly valves, check valves, and assembly solutions at our own factory. With decades of experience in the industry, we ensure the highest possible quality and longevity of our products. This is a crucial parameter in our DNA.

At Coreline, we have high ambitions. We aim to deliver the best valves and continuously develop our range to achieve the highest possible standards in the market. At our workshop in Fredericia, we assemble and test each delivery. No goods leave our warehouse without inspection. We always strive for the shortest possible delivery time. With a large inventory, we usually offer next-day delivery.

Additionally, we have added new, patented details to our products, providing your company with the best and most sustainable solution. We have all the certificates and approvals expected, but perhaps more importantly, we have undergone audits. Large, recognized companies in the global market have approved Coreline based on in-depth reviews of, among other things, products, quality management, personnel conditions, and environmental policy.

Our skilled staff, who are specialists in valves and accessories, are always ready to advise and serve you. Use our extensive product knowledge and technical expertise to get serious advice on the most optimal solutions. We take pride in providing you with the best service around the clock, so the industry can keep running.

**With a focus on delivery reliability, product quality, and competitive prices, we look forward to a dialogue about a good collaboration.**

Coreline A/S



Tommy Knudsen  
General Manager

Ole Bjørn Jensen  
Owner

Henrik Pilborg Fritsche  
Owner

Allan Kristensen  
Owner

“Manufactured with  
a smooth flow path.”





## SUPPLIER TO THE DISTRICT HEATING SECTOR

Coreline offers a broad and carefully selected range of valves that meet the high requirements for operational reliability, energy efficiency, and longevity that characterize modern district heating systems.

Our solutions are developed to perform optimally under demanding operating conditions with high temperatures and pressures, and we place great emphasis on quality, documentation, and traceability in all deliveries.

Coreline stands out in the Danish market. We not only supply valves and ball valves, we also handle the design, development, and production of, among other things, ball valves, butterfly valves, check valves, and prefabricated assembly solutions at our own factory in China.

This allows us to consistently ensure that our products comply with current standards and technical requirements within the district heating sector.

We supply valves for both transmission and distribution networks, as well as for production facilities, pumping stations, and customer connections. Regardless of the project size, we offer competent advice, technical support, and flexible delivery solutions, enabling our customers to achieve reliable and long-term solutions.

With Coreline as your partner, you gain a professional and dependable supplier with in-depth knowledge of the needs and requirements of the district heating sector.

# BALL VALVES


**Fig.180 | Fully welded ball valves**

- Fully welded construction eliminates the risk of leakage and ensures long-term structural integrity.
- The ball features a cylindrical bore for minimized pressure loss and turbulence.
- Compact and lightweight design makes installation easier and reduces the overall system load.
- Reinforced PTFE + 25% carbon seats are highly suitable for high pressure and temperature.
- They also provide excellent wear resistance, ensuring a long service life.
- Precision-machined, mirror-polished ball ensures bubble tight shut-off with consistently low operating torque.
- Optional custom-designed ISO 5211 mounting flange enables direct installation of a gearbox or actuator without brackets or couplings.
- Extended stem version is available for insulation purposes.

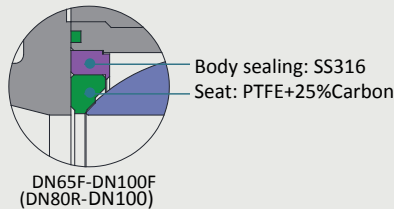
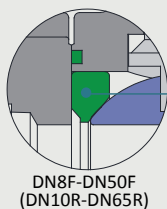


**Fig.131 | 3pc high performance ball valve with ISO5211 top flange**

- Connection:** Threaded ends BSPP. Alternative NPT  
Butt weld ends - WCB: EN12627  
CF3M: DIN2463 / SMS3008 / ISO1127  
flanged ends - EN1092, ASME B16.5  
Socket weld ends - ASME B16.11
- Size range:** Full bore: ¼" - 4" or DN8 - DN100;  
Reduced bore: ½" - 4" or DN10 - DN100;
- Pressure rating:** Threaded / BW ends ¼" - 1": FB = 138bar  
1 ¼" - 2": FB = 103bar  
2 ½" - 4": FB = 69bar  
2 ½" - 4": FB = 69bar  
Flange ends DN15 - DN80 PN40  
DN100 - PN16 and PN40
- Body:** Carbon steel, stainless steel 316  
**Ball/stem:** Stainless steel 316  
**Sealing:** PTFE with 25% carbon(standard)  
PTFE, PEEK, TFM1600 (available on request)  
**Top flange:** ISO5211



- Groove on the stem show the direction of ball.
- Stem is square which is good for automation, having four driving points to increase strength.
- Top flange according to ISO5211, together with square stem, makes it suitable for direct mounting of actuators, without using bracket or coupling.  
Lock cap to ensure life loaded sealing of the packing by stem.
- FPM O-ring provides excellent sealing by air and vacuum applications.
- Fully encapsulated body sealings provide safe sealing and directly welding in line without disassembly.
- Specially designed 45° slope of stem together with sealing made of PTFE+25% carbon, ensuring very long life time of primary sealing.
- Tracks in seat to relieve pressure, reducing wear and operating torque.
- Precisely machined and mirror polished ball surface for bubble tight shutoff with low operating torque.  
Relief hole in stem slot of ball to balance the pressure in the body cavity.  
Anti-static device for ball-stem-body.
- CF8M ball valves with welding ends CF3M material as standard, which reduces inter-granular corrosion by welding.



## Fig.150 | 2pc flanged ball valve

**Connection:** Flanged ends according to DIN EN1092-1  
**Size range:** DN15 - DN200  
**Pressure rating:** DN15 - DN50: PN16/PN40  
DN65 - DN200: PN16 (PN40 available on request)\*  
\*ANSI/ISO/300 available on request.  
**Face to face:** DN15 - DN100: DIN3202 F4;  
DN125 - DN200: DIN3202 F5  
**Body:** Stainless steel 316, carbon steel  
**Seat:** PTFE with 25% carbon. PTFE, TFM1600 available on request  
**Top flange:** ISO5211

- Anti-static devices for ball - stem - body.
- Blow-out proof stem.
- Pressure relief hole in ball slot.
- Fire safe design.

 ATEX, CE, SIL and EU1935/2004 (European food approval) for Coreline ball valves.



“We offer  
day-to-day  
delivery.”

## Fig.15J / 17J | Segment control ball valve

**Connection:** Fig.15J flanged; Fig.17J wafer  
**Size range:** DN25 - DN300  
**Pressure rating:** Flange - PN10/16/25; ANSI150  
 Wafer - PN10/16/25/40/63; ANSI150/300/600  
**Body:** WCB, CF8, CF8M, CF3M  
 (Other materials available on request)  
**Seat:** Metal seat - CF8+HCr/304+STL, CF8M+HCr/316+STL,  
 CF3+HCr/304L+STL  
**Tightness:** Metal seat - Class V (standard); Class VI with tungsten  
 carbide coated trim) Soft seat - Class VI

- V-segment ball provides large dynamic passing of fluid, including solid particles.
- Rotary-valve design allows the cutting of solids between the V-ball and the seats.
- Nearly equal percentage flow characteristic.

**CE SIL** ATEX, CE, SIL



“Focus on  
Details.”



Coreline is building strong relationships with our customers based on delivering quality and reliable advice.

# V-BALLS

**Fig.130 og Fig.131 V-notch ball valve**

**Size range:** DN10 - DN100 or 3/8" - 4"

**V-cut:** 15°, 30°, 60°, 90°  
\*Special cutting available on request.

**Material:** 5S316, 5S304

- Regulation and 100% tightness with better flow characteristic.
- Customized ports offer flexibility to meet special requirements.
- High flow capacity - Straight pass through allows for maximum flow which is higher than traditional control valves.
- Compact and light weight solution compared to a traditional system.




“Experience  
creates  
development.”

# BUTTERFLY VALVES

## Fig.223/224 | Rubber seat butterfly valve

- Connection:** Fig. 223 wafer, Fig. 224 lug  
**Size range:** DN25-DN2000  
**Pressure rating:** Vacuum 0,01 bar absolute;  
 16 BAR: DN25-DN200  
 10 BAR: DN250-DN2000  
**End connection:** DN40 - DN300 EN1092 PN10, PN16;  
 ANSI B16.5 CLASS150;  
 JIS B 2239 10K, 16K;  
 BS10 Table D, Table E  
**Face to face:** EN558 Series 20, API 609 Table 1  
**Tightness test:** ISO 5208 Rate A, API 598 Table 5 {medium: water}  
**Body:** GGG40, SS316  
**Disc:** SS201, SS304, SS316, SS316L, 2507, 2205, Nylon coated DI  
**Seat:** NBR, EPDM-H, FPM-A, FPM-B {steam resistant}, PTFE,  
 NBR-DVGW, HNBR, FEPM, FDA-EPDM, Silicone





The Coreline team has worked in the valve industry for several years and is looking forward to the collaboration.

**Fig.263 | High performance butterfly valve**

**Connection:** Wafer, lug  
**Size range:** DN50 - DN1200  
**Pressure rating:** PN16, PN25, PN40;  
 CLASS150, CLASS300  
**Face to face:** API609 Table 2  
**Body:** WCB, CF8, CF8M  
**Disc:** WCB, CF8, CF8M  
**Seat:** RPTFE

- Double eccentric bidirectional sealing.
- Disc with eccentric spherical geometry.
- Dynamic lip design of seat with zero leakage on both sides.
- Low torque figures reduces cost for actuator and ensure longer lifetime.
- Different packing options, including life loaded.



“Designed  
and tested  
for durability.”

# ACTUATORS

**Fig.540 | Double acting pneumatic actuator**


**Fig.541 | Spring return pneumatic actuator**

**Principle:** Rack and Pinion  
**Output/ 6bar:** 7Nm to 9300Nm for Fig.540  
6Nm to 3800Nm for Fig.541  
**Operating temp.:** -20°C ~ +80°C : standard (NBR O-ring)  
-40°C ~ +80°C : Low temperature (Silicone O-ring)  
-20°C ~ +150°C: High temperature (FPM O-ring)  
**Air supply:** 2,5 bar - 8 bar

- CE, ATEX and SIL approved.
- ISO5211, VDE/VDI and NAMUR connection standards.
- Visual indicator prepared for inductive sensor as standard.
- Patented pistons for longer life time.



 ATEX, CE and SIL



“Reliable technical support is a given at Coreline.”



“The best solutions  
with many features  
and high quality.”



# ELECTRIC ACTUATORS

**Fig.555 | Electric actuator**

<b>Torque:</b>	30Nm - 6000Nm
<b>Ambient temperature:</b>	-25 ~ +70°C
<b>Shell:</b>	IP67. NEMA 4 og 6 Optional: IP68, Exd II CTS
<b>Voltage:</b>	220VAC/1ph (Standard) 380V/440V 3ph, 50/60Hz, ±10% 24/110/220VDC
<b>Limit switch:</b>	2 × open/close, SPDT, 250VAC 10A
<b>Auxiliary limit switch:</b>	2 × open/close, SPDT, 250VAC 10A
<b>Travel (Standard):</b>	Standard 90° ± 10°; 0° ± 270° on request



**Fig.556 | Compact electric actuator**

<b>Torque:</b>	30Nm - 5000Nm
<b>Ambient temperature:</b>	-25 ~ +70°C
<b>Shell:</b>	IP67. NEMA 4 and 6
<b>Voltage:</b>	220VAC/1ph (Standard); 380V/440V 3ph, 50/60Hz, ±10% 24/110/220VDC
<b>Limit switch:</b>	2 × open/close, SPDT, 250VAC 10A
<b>Auxiliary limit switch:</b>	2 × open/close, SPDT, 250VAC 10A
<b>Travel:</b>	Standard: 90° ± 10°; 0° ± 270° on request.



”Products  
manufactured  
in the right  
materials  
and quality.”



**Fig.55D | Electric actuator with supercapacitors for closing/opening in case of power failure**

<b>Torque:</b>	130 – 2800 Nm
<b>Ambient temperature:</b>	-20°C - + 60°C
<b>Switch time:</b>	9~s60 second for 90° movement
<b>Shell:</b>	IP67. Optional IP68
<b>Corrosion protection:</b>	On request
<b>Duty classification:</b>	Class C according to EN15714-2
<b>Voltage:</b>	24 V DC, 230 V AC, 115 V AC, 360-460 V AC
<b>Regulation:</b>	4-20 mA built-in
<b>Control protocols:</b>	Modbus RTU, Profibus DP, CANopen, Profinet etc.



# CHECK VALVES AND STRAINERS

## Fig.614/615 | Thin wafer check valve

<b>Connection:</b>	Wafer. Fig.614 without spring, Fig.615 with spring
<b>Size range:</b>	DN40 - DN1000
<b>Pressure rating:</b>	PN10/PN16/PN25/PN40, CLASS150
<b>Opening pressure:</b>	7mbar for horizontal installation 12-44mbar for vertical installation
<b>Flange accommodation:</b>	EN1092 PN10, PN16, PN25, PN40. ANSI B16.5 Class150 DN250-DN1000: 10 BAR
<b>Face to face:</b>	Industrial standard
<b>Tightness test:</b>	Rubber seated: ISO 5208 Rate A, API 598 Table 6 Metal seated: ISO 5208 Rate D, API 598 Table 6
<b>Body:</b>	WCB, SS316, SS304, 2507
<b>Disc:</b>	SS201, SS304, SS316, 2507
<b>Seat:</b>	NBR, EPDM, FPM, PTFE, Metal



“Simple and compact construction.”



## Fig.63M | Dual plate check valve

<b>Connection:</b>	Wafer
<b>Size range:</b>	DN50 - DN2000
<b>Pressure rating:</b>	16bar for DN50 - DN600 10bar for DN700 - DN2000
<b>Flange accommodation:</b>	DN50 - DN300: EN1092 PN10/16/25/PN40. ANSI B16.5 CLASS150/300/600 DN350 - DN1200: EN1092 PN10/16/25. ANSI B16.5 CLASS150/300 DN1350 - DN1500: ASME B16.5 CLASS150/300 DN1650 - DN2000: AWWA C207
<b>Body:</b>	GGG40, WCB, SS304, SS316, 2507
<b>Disc:</b>	SS304, SS316, 2507
<b>Seat:</b>	NBR, EPDM, FPM, metal



- Reduced size - weight - cost because of the integrated design.
- Springs helps to reduce water hammer.
- High Kv values.
- Horizontal or vertical installation available.

## Fig.826 | Y-strainer

<b>Connection:</b>	Flanged ends
<b>Flange:</b>	EN1092-2 PN10/PN16
<b>Size range:</b>	DN40 - DNS00
<b>Design standard:</b>	DIN3356
<b>Face to face:</b>	DIN3202-F1
<b>Test standard:</b>	DIN3230
<b>Max. temp.:</b>	GGG50 body: $\leq 90^{\circ}\text{C}$ WCB/CF8M body: $\leq 300^{\circ}\text{C}$




Documentation and delivery security  
are a matter of course.

# COMPENSATOR

**Fig.88SB | Compensator**

<b>Connection:</b>	Flanges PN10/16
<b>Minimum temperature:</b>	-10°C
<b>Maximum temperature:</b>	+100°C
<b>Maximum pressure:</b>	16 bar up to DN300
<b>Specifications:</b>	Absorbs vibrations and noise Linear and angular compensation Single-sphere EPDM rubber element Rotatable flanges
<b>Materials:</b>	Electro-galvanized steel flanges



# SPECIAL SOLUTIONS

---



“Focus on reliability  
and customized  
solutions.”



# HOW WE JOINTLY INCREASE YOUR COMPETITIVENESS

In all projects, we will always work with the customers to align expectations and ensure that the conditions where the valves are to be used are considered correctly for the solutions we suggest.

Assembly and testing takes place at our own workshop in Fredericia when all parts are made available.

We do not always in our own range have all solutions, and therefore we utilise our vast knowledge and support of our network of suppliers.

## JOIN THE WORKSHOP

In our workshop, we carry out and check all tasks to ensure functionality and that we keep, what we promise. In interaction with the rest of our organization, the workshop function enables us to partly provide you qualified advice but also technical sparring for all types of special solutions.

Together, we focus on increased competitive opportunities with a focus on operationally reliable solutions, a large readiness in relation to service as well as competitive prices at all times.

Contact us for serious and trustworthy sparring on phone 92441690 or mail@coreline.dk





## CORELINE A/S

Take us just for the valves, but we can do so much more than that!

At Coreline, we are specialists in valves. Constant focus on quality and well-educated employees make us an attractive and preferred business partner at all times and supplier. A product never stands alone. Therefore, expect lots of know-how, trustworthy sparring and a business partner who focuses on the best solution for you.



+45 92 44 16 90



mail@coreline.dk



www.coreline.dk



Prins Georgs Kvarter 1, 7000 Fredericia

